



INDIAN SCHOOL AL WADI AL KABIR
DEPARTMENT OF MATHEMATICS (2025-2026)

TOPIC: SHAPES AND PATTERNS

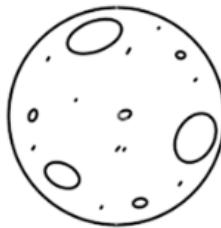

RECAPITULATION WORKSHEET

RESOURCE PERSON: Mrs. Sirisha


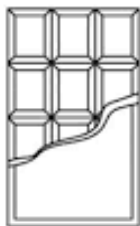
NAME: _____ CLASS: I SEC: _____ DATE: _____

Q1. Circle and colour the correct option based on the question.

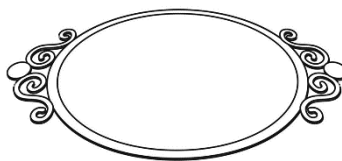
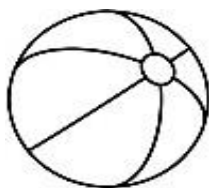
a. Which object is shaped like a circle?



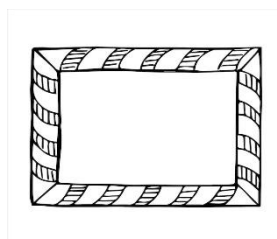
b. Which object has the equal length on its opposite sides?



c. Which object is shaped like an oval?





d. Which object has three sides and three corners?





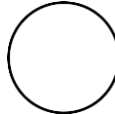

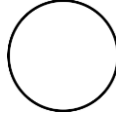




















Q2. Fill in the blanks.

- a. A circle has _____ corners.
- b. A rectangle has _____ sides.
- c. All sides of a square are of the same _____.
- d. The opposite sides of _____ are equal in length.
- e. A _____ has three sides and three corners.

Q3. Look at the pictures and put a (✓) on the shapes made with straight lines and a (✗) on those made with curved lines.

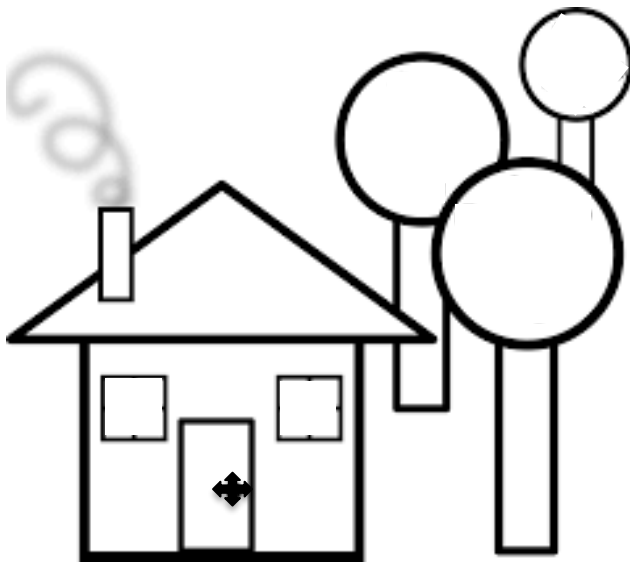


Q4. Complete the pattern.

1.							
2.							
3.							
4.							
5.							


Q5. Colour the picture according to the instructions given below. Count each shape and write the number in the given box.

	red		green		brown		blue
---	-----	---	-------	---	-------	---	------



- Triangle
- Circle
- Square
- Rectangle

Q6. Match the shape to its name.



- 1. circle
- 2. triangle
- 3. rectangle
- 4. oval
- 5. square

Ans. a. _____ **b.** _____ **c.** _____ **d.** _____ **e.** _____